



Superstars show the way.

Prysmian Airfield Lighting Cables keep the lights on.



A brand of the

Prysmian
Group


Prysmian Airfield Lighting Cables keep the lights on.

Just as the Southern Cross for centuries has helped our sailors to find due south and a safe route home, our airfield lighting cables help to ensure the safety of pilots, crew, passengers and cargo alike. Designed to withstand constant exposure to water, UV-radiation, fuel, oil and mechanical stresses our cables are as true-blue as the stars above. Australian made? Yes, of course!

Leading the way, one flight at a time.

With multiple take-offs and landings every minute at the world's busiest airports, lighting systems play a vital role in ensuring the safety of pilots, crew, passengers and cargo alike. Our Airfield Lighting Cables ensure the continuous operation of these lighting systems across airport runways, taxiways, buildings and traffic control towers worldwide.

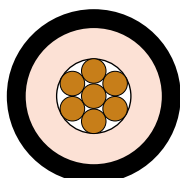

Designed in accordance with AS/NZS National Standards, and Sydney Airport Corporation ES002 Specification, each product in the range has been designed to withstand constant exposure to water, UV radiation, fuel, oil and mechanical stresses. Additional protection against subterranean insect attack is available using Prysmian's patented Termitex® system.



All sizes and values without tolerances are reference values. Specifications are for product as supplied by Prysmian Group; any modification or alteration afterwards of product may give different result. The information contained within this document must not be copied, reprinted or reproduced in any form, either wholly or in part, without the written consent of Prysmian Group. The information is believed to be correct at the time of issue. Prysmian Group reserves the right to amend this specification without prior notice. This specification is not contractually valid unless specifically authorised by Prysmian Group.

AIRFIELD LIGHTING CABLES

5 kV EPR/HDPE 1-CORE



Cable design

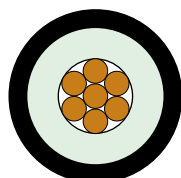
Conductor: Plain annealed copper conductor

Screen: Semi-conductive XLPE

Insulation: EPR

Sheath: HDPE (*Termitex®)

5 kV XLPE/HDPE 1-CORE



Cable design

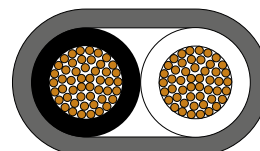

Conductor: Plain annealed copper conductor

Screen: Semi-conductive XLPE

Insulation: XLPE

Sheath: HDPE (*Termitex®)

0.6/1 (1.2) kV PVC/NJ 2-CORE FLAT



Cable design

Conductor: Annealed flexible copper conductor

Insulation: V-90 PVC

Sheath: Nylon "12"

* On request: Termitex® system is available for termite protection.

Characteristics

AIRFIELD LIGHTING CABLES

Product code			5 kV, EPR/HDPE, 1-CORE	5 kV, XLPE/HDPE, 1-CORE	0.6/1 kV, PVC/NJ, 2-CORE FLAT
Number of cores			1 C	1 C	2 C
Conductor C.S.A (nominal)		mm ²	6	6	2.5
Overall diameter of cable (nominal)		mm	11.5	11.5	-
Minor axis overall diameter of cable (nominal)		mm	-	-	5.1
Major axis overall diameter of cable (nominal)		mm	-	-	9.3
Max. pulling tension	Pulling eye on conductor	kN	0.42	0.42	0.35
	Stocking grip	kN	0.42	0.42	0.35
Min. bending radius	During installation	mm	285	285	155
	Installed set in position	mm	170	170	105
Cable weight (nominal)		kg/m	0.157	0.145	0.0799
Max. conductor resistance	D.C.	Ω/km @ 20 °C	3.08	3.08	7.98
	A.C.	Ω/km @ 90 °C, 50 Hz	3.93	3.93	-
	A.C.	Ω/km @ 75 °C, 50 Hz	-	-	9.70
Conductor short circuit fault rating		kA/1 sec	0.86	0.85	0.28
Normal max. operating temperature		°C	90	90	75
Continuous current rating		A	55* ¹ Underground in duct & buried direct. Duct size = (OD × ID) 114 × 102 mm	55* ¹ Underground in duct & buried direct. Duct size = (OD × ID) 114 × 102 mm	29* ² Underground in duct & buried direct. 1 × cables buried in 1 × duct/conduit

Note:

Values based on AS/NZS 3191 (LD) & AS/NZS 5000.1 and GHD National Airfields works P0005 33/16 103735.

*¹ Based on 90 °C conductor temperature, 40 °C ambient air temperature and where applicable, burial depth of 0.5 m, soil temperature 25 °C and soil thermal resistivity of 1.2 °C.m/W. Refer to AS/NZS 3008.1 for other installation conditions.

*² Based on 75 °C conductor temperature, 40 °C ambient air temperature and where applicable, burial depth of 0.5 m, soil temperature 25 °C and soil thermal resistivity of 1.2 °C.m/W. Refer to AS/NZS 3008.1 for other installation conditions.

Linking the future

© All rights reserved by Prysmian Group 2016 | V.1

Prysmian Australia Pty Ltd

1 Heathcote Road, Liverpool 2170 NSW, Australia
Ph: 1300 300 304 Fx: 1300 300 307
E-mail: sales.au@prysmiangroup.com

www.prysmiancable.com.au



A brand of the
Prysmian
Group